

Southampton Wet SERC 2018

**Private and Confidential Until
Sunday 18th February 2018**

Luke Peel

Southampton Wet – Fire Alarm

Information					
Writer		Luke Peel		Contact	
Date		17 / 02 / 2018		07743 378612	
				Luke.Peel@gmail.com	
Type		Wet SERC			
Props Required		Adult CPR Manikin		Normal First Aid Kit	Radio x3
	P1	Torpedo Buoy	P2	Floats x5	P3 Speaker
	P4	Crutches			
Additional Items	Blue/White makeup, Power leads for speaker, Manikin wipes, Lifeguard uniform, Recording of briefing, Out of bounds tape, Stopwatch x2, Foil blankets x15, Lifeguard whistle				

General Scenario

The Fire Alarm has gone off in the sports centre, the pool has been evacuated and the pool users are standing by the fire exit ready to leave wearing foil blankets. The lifeguard is fully qualified and is able to help, but is distracted by the group of people waiting by the fire exit. There are only a few people left in the pool/poolside. There is a fire alarm sound being played through a speaker on poolside, out of bounds.

The University's "Incident Team - Bravo" (the team) are briefed via a radio, pre-recorded and played to the team before they enter. The brief is spoken by the security officer, with whom the team will have radio contact throughout the SERC.

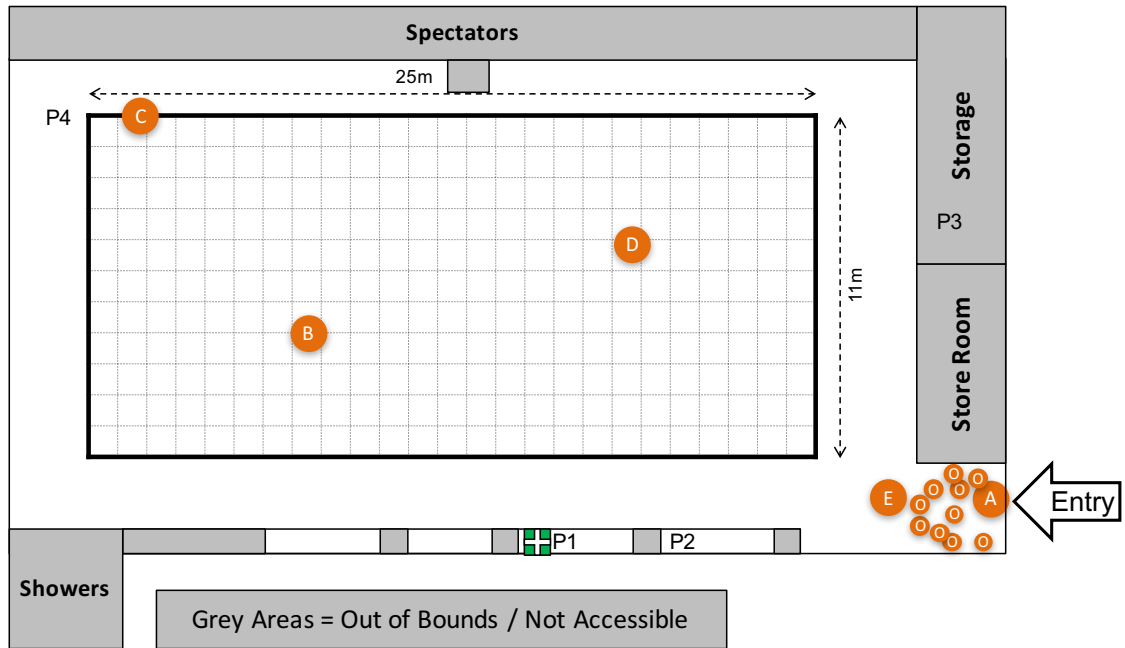
The team enter with a radio in the captain's hand. The team enter the pool from the fire exit doors and will have to initially struggle through the crowd of people. There is the sound of a fire alarm playing throughout the SERC.

Comments and Notes

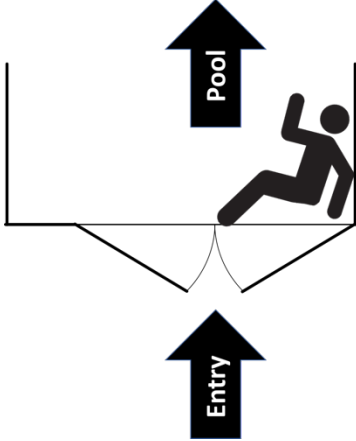
Communication is live - the radio calls will be recorded at all times onto a laptop to aid with a decision in the event of an appeal.

The aim of the SERC is to thoroughly test individual treatments on casualties, all of the way through to aftercare.

Diagram



- A:** Unconscious Breathing
- B:** Non-Panicking, Weak Swimmer
- C:** Hypothermia
- D:** Unconscious Not Breathing Normally
- E:** Lifeguard
- O:** Bystanders – at least four

Casualty A	
Name	N/A
Type	Unconscious Breathing Normally
Phone	No knowledge, not able to go for one
First Aid	No knowledge, not able to go for a First Aid Kit
Friends	You don't know anyone and no one knows you
Details	<ul style="list-style-type: none"> You are lying face down – see diagram You are blocking the doorway into the SERC, team must step over you You are breathing normally - when teams check, make it obvious that you are breathing every time Do not help with any movements (be floppy like a dead body)  <p>The diagram illustrates a person lying face down in a doorway. An arrow labeled 'Entry' points upwards from below the doorway, and another arrow labeled 'Pool' points upwards from above the doorway. The person is positioned in the doorway, blocking the path between the entry and the pool.</p>
Knowledge	<ul style="list-style-type: none"> N/A
Props	<ul style="list-style-type: none"> N/A

Casualty B	
Name	Paul / Pauline
Type	Non-Panicking, weak swimmer.
Phone	No knowledge, not able to go for one
First Aid	No knowledge, not able to go for a First Aid Kit
Friends	You don't know anyone and no one knows you
Details	<ul style="list-style-type: none"> • You are struggling to swim back to the side after the fire alarm started • You are a little nervous because of the alarm • You will not progress towards the side without interaction (you are swimming on the spot, until you are contacted) • You will take any rescue aid, as instructed • You may be rescued with any form of rescue technique, including 'shout and signal rescue' or a 'contact tow' • You will be cooperative once rescued, but unable to help others
Knowledge	<ul style="list-style-type: none"> • You were swimming your usual lengths when the fire alarm went off
Props	<ul style="list-style-type: none"> • N/A

Casualty C	
Name	Mark / Marf
Type	Hypothermia
Phone	No knowledge, not able to go for one
First Aid	No knowledge, not able to go for a First Aid Kit
Friends	You don't know anyone and no one knows you
Details	<ul style="list-style-type: none"> • You start in the water and are slowly making your way to the steps • If you reach the side before being approached, you shall take your crutches and slowly make your way to the fire exit • You are recovering from a fractured ankle from a couple of months ago and are swimming as part of your rehabilitation <ul style="list-style-type: none"> ○ You require crutches to walk on your ankle, you will not allow anyone to support you ○ You will only move on poolside with your crutches (P4) ○ Your ankle is painful and will complain of pain while walking on it, hence refuse to do so without crutches. ○ You will instruct any team member to get your crutches before you will walk anywhere, if they interact with you. ○ If anyone takes your crutches, you will yell at them and stay where you are • You are very cold after swimming and being asked to climb out <ul style="list-style-type: none"> ○ You will have a small amount of blue/white make-up on for effect ○ You will have blue face-paint on your lips ○ You will be shivering ○ You will shiver throughout the SERC and will not warm up, even if they put blankets around you
Knowledge	<ul style="list-style-type: none"> • You came for a rehab swim for your ankle, when the fire alarm went off • You normally get quite cold and generally go to the showers to warm up <ul style="list-style-type: none"> ○ Note that you do not do that today as they are out of bounds and want to stay by the fire exit
Props	<ul style="list-style-type: none"> • N/A

Casualty D	
Name	N/A
Type	Unconscious Not Breathing Normally
Phone	No knowledge, not able to go for one
First Aid	No knowledge, not able to go for a First Aid Kit
Friends	You don't know anyone and no one knows you
Details	<ul style="list-style-type: none"> • You are a live casualty floating face-down in the water • After the lift-out, being turned over and checked for breathing, you will be replaced with an Adult CPR Manikin • When the rescuer checks for breathing, make it obvious you are not breathing by holding your breath for at least 10 seconds. • The rescue may perform simulated in-water rescue breaths on you • Act floppy, like a dead body, even when being lifted out or rolled over
Knowledge	<ul style="list-style-type: none"> • N/A
Props	<ul style="list-style-type: none"> • N/A

Casualty E	
Name	Peter / Pippa
Type	Lifeguard
Phone	You have a radio on you, which they can use
First Aid	The First Aid Kit is on the side
Friends	You don't know anyone
Details	<ul style="list-style-type: none"> • You are an RLSS NPLQ fully-qualified lifeguard • You have nothing wrong with you and are able to help • You will follow the instructions of any of the team members <ul style="list-style-type: none"> ○ This includes performing rescues, doing CPR, crowd control, etc. • You are wearing lifeguard clothing • You must already be wet for the first team • You will be facing away from the pool at the start of the SERC • You will recognise the team as they enter and say 'hello, I've been expecting you'
Knowledge	<ul style="list-style-type: none"> • You are the lifeguard • The University's Security Officer radioed through earlier, stating: <ul style="list-style-type: none"> ○ Remain on duty until further notice ○ Group the bathers by the fire exit ○ Give the bathers foil blankets ○ 'Incident Team Bravo' are on their way to check up on you ○ The 'Incident Team' also has radio contact
Props	<ul style="list-style-type: none"> • Holding a Radio in your hand (don't jump in the water with it) • If the team speaks through the radio before the start of the SERC (to practice with the radio), do not respond to them, the judge will respond. • Please ensure the First Aid kit is in the correct position before the start of each SERC

Casualty O	
Name	<various>
Type	Bystander
Phone	No knowledge, not able to go for one
First Aid	No knowledge, not able to go for a First Aid Kit
Friends	You don't know anyone and no one knows you
Details	<ul style="list-style-type: none"> • You are all stood wearing a foil blankets to keep warm • You are talking to each other • You are stood in a group near the fire exit, making it difficult to get through • You are wearing swimming costumes • You need not be wet, and will not enter the water at any point • You will do as the Lifeguard or Team tell you to do • Please ensure you are start in the same position for the start of each SERC • Please ensure you are consistent between SERCs
Knowledge	<ul style="list-style-type: none"> • You came for a swim, as usual, and the fire alarm went off • You were asked to exit the pool and wait by the fire exit
Props	<ul style="list-style-type: none"> • Foil blanket

Competitor Briefing

SERC Briefing – Time for Briefing: 30 seconds

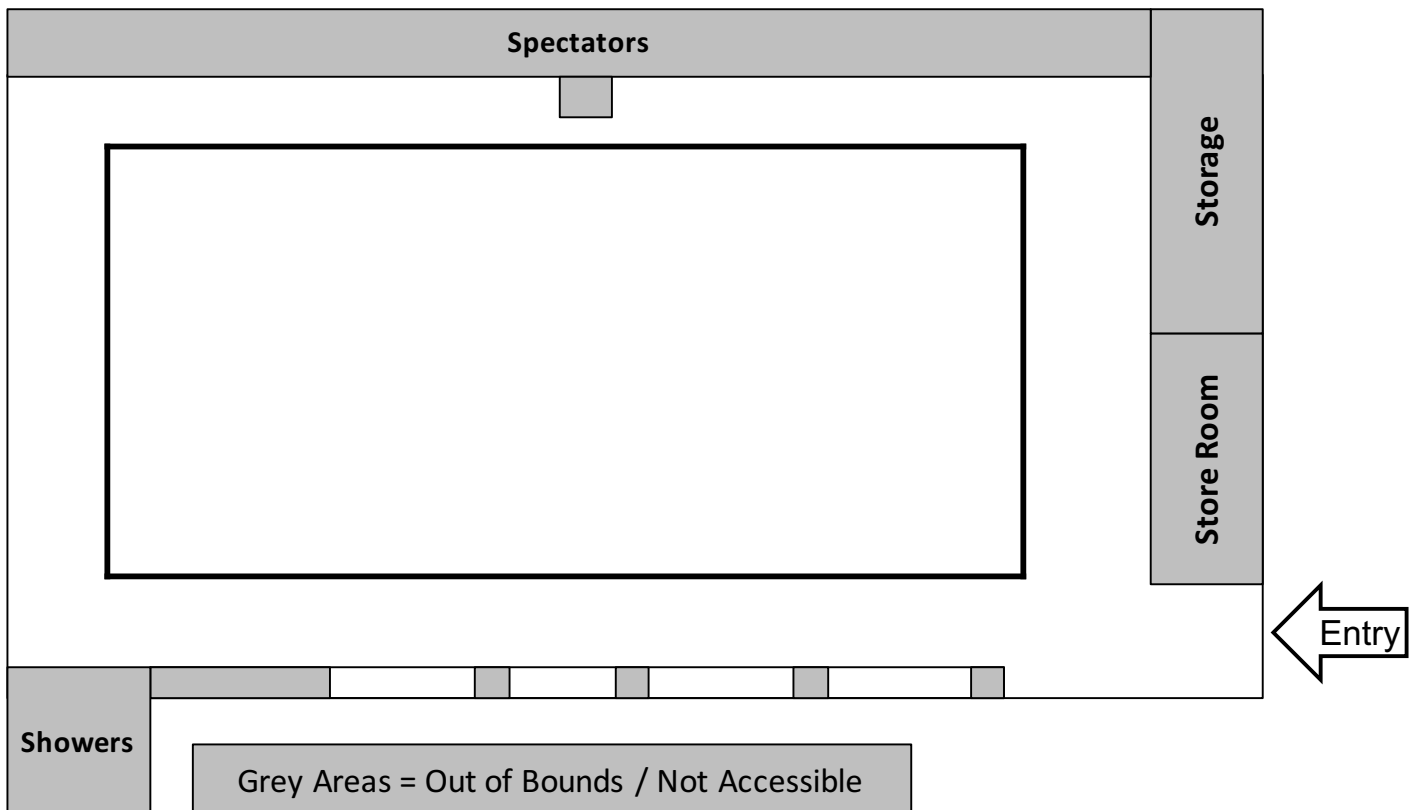
You are Southampton University's
'Incident Team Bravo'

You have radio, learn how to use it now...

When ready, ask the briefer to start the
radio call, which will read the brief to you.

The SERC will then start as you enter the building.

SERC Diagram



Briefing Radio Script (pre-recorded)

Incident Team Bravo, this is the Security Officer.

Incident Team Bravo, the Fire Alarm in the Sports Centre has been activated. Please enter the building through the fire exit to meet the lifeguard on duty, who should have everything under control.

Please report back your status, and stay in contact.

Over and out.

This page is intentionally left blank